

YOUR STORY LIVES HERE



LIVERPOOL

DEPOT #01

FLOOR AREA	20,000 ft ² Concrete
HEIGHT (TO EAVES)	39ft / 12m
LENGTH	195ft / 60m
WIDTH	96ft / 30m
ACCESS	2 × 5×4m Roller shutters 6 x personal doors (Acoustic treated)
POWER	400amps / 3 power clusters incl. SP&N Dedicated duct from Tech Parking
ACOUSTIC TREATMENT	48db (Ceiling) 42db (Walls)
WATER	Not available
SECURITY	24/7 monitored CCTV Alarmed 2.4m fence & gate
TECH PARKING	10 spaces immediately outside



DEPOT #02

FLOOR AREA	20,000 ft ² Concrete
HEIGHT (TO EAVES)	39ft / 12m
LENGTH	195ft / 60m
WIDTH	96ft / 30m
ACCESS	2 × 5×4m Roller shutters 6 x personal doors (Acoustic treated)
POWER	400amps / 3 power clusters incl. SP&N Dedicated duct from Tech Parking
ACOUSTIC TREATMENT	48db (Ceiling) 42db (Walls)
WATER	Not available
SECURITY	24/7 monitored CCTV Alarmed 2.4m fence & gate
TECH PARKING	10 spaces immediately outside


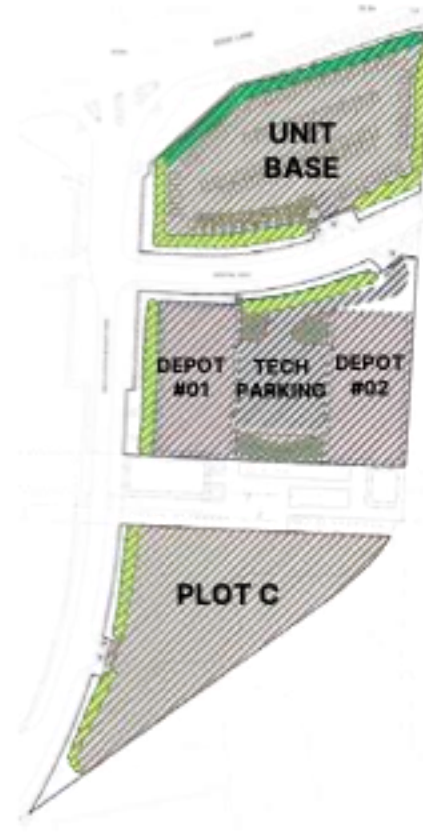


UNIT BASE

FLOOR AREA	1.7 Acres
POWER	Yes
WATER	Yes
SECURITY	24/7 monitored CCTV Gated

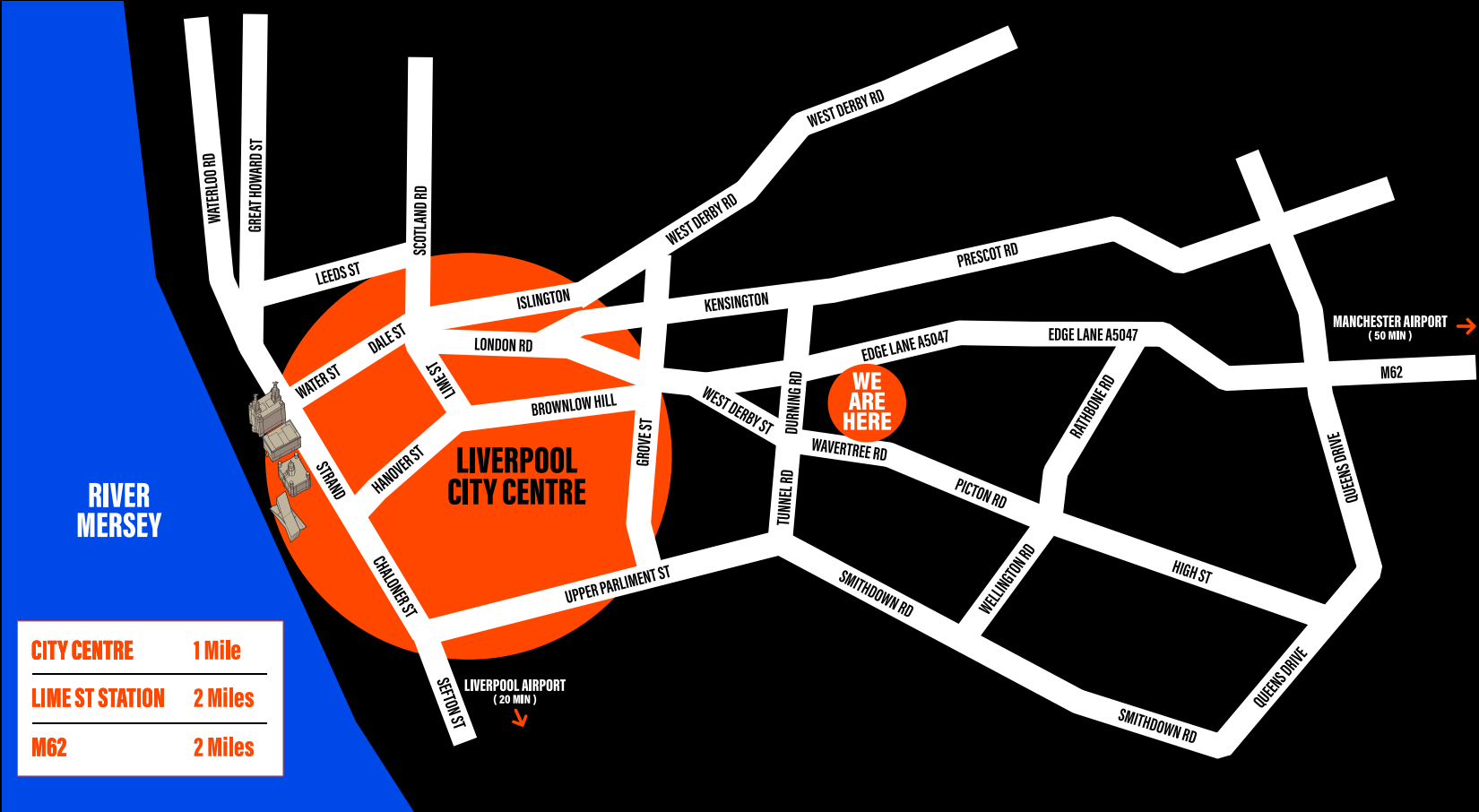


SITEPLAN



LOCATION

A port city situated in the centre of the UK with two major international airports within 45 mins of the centre and National Parks Snowdonia, Lake District & Peak District all within 90 mins.



RECENT CLIENTS





LIVERPOOL

LIVERPOOL

FILM

OFFICE

THE SPACE YOU NEED ALL UNDER TWO ROOFS